

Scaled data based on original data using  
LM-79-08 Approved Method: Electrical and Photometric Measurements of Solid-  
State Lighting Products

Test Report Prepared for  
Cooper Lighting Solutions  
(formerly Eaton)

Brand: INVUE

Report Number: P674440

Luminaire Tested: **CCP-SA-1E-760-U-AFL-HSS**

Issue Date: 04/16/2023



**Test Information**

Test Method: LM-79-08  
Report Number: P674440  
Test Lab: INNOVATION CENTER(G2)  
Issue Date: 04/16/2023  
Manufacturer: COOPER LIGHTING SOLUTIONS (FORMERLY EATON)  
Product Line: INVUE  
Catalog Number: CCP-SA-1E-760-U-AFL-HSS  
Description: INVUE CLEAR CURVE POLE MOUNT Light Square Luminaire @1050mA w/ AFL distribution lens and House Side Shield  
Light Source: (16) 5700K CCT, 70 CRI LEDs  
Ballast/Driver: ELECTRONIC DRIVER

**Summary**

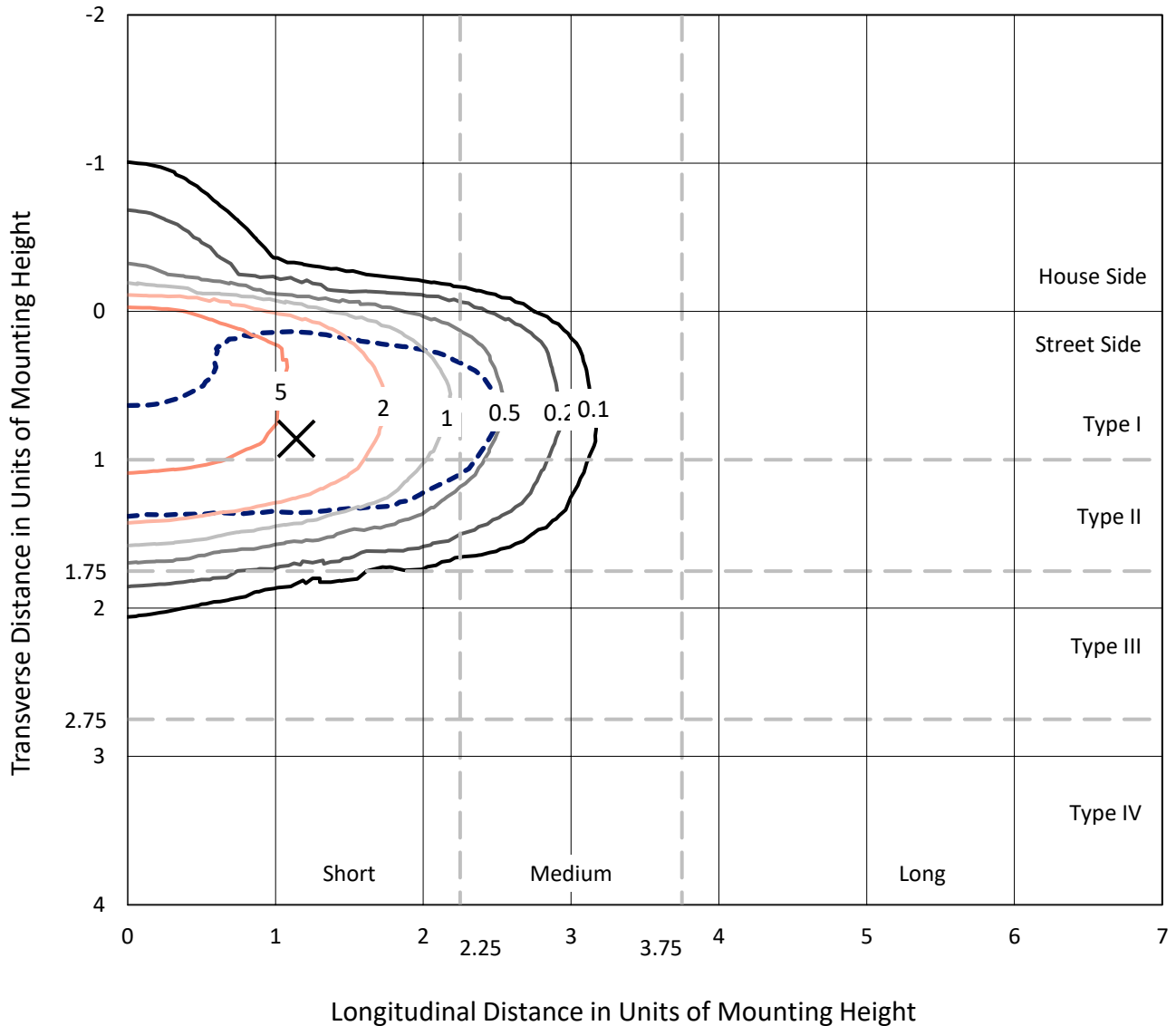
Lumens per Lamp: N/A  
Luminaire Lumens: 5799.5 lumens  
Efficiency: N/A  
Efficacy: 103.4 lumens/watt  
Luminous Opening: Rectangular (W 1' x L: 0.5' x H: 0')  
IES Classification: Type II - Short  
BUG Rating: B1 - U0 - G1

Input Watts (W): 56.1  
Input Voltage (V): 120  
Input Current (Ain): NR  
Voltage Rise (V): NR  
Power Factor: NR  
Total Harmonic Distortion (THDi): NR  
Frequency (hertz): 60  
Stabilization Time: NR  
Operation Time: NR  
Ambient Temperature (°C): NR  
Test Distance: 25 FT

REPORT NUMBER: P674440  
 CATALOG NUMBER: CCP-SA-1E-760-U-AFL-HSS

### Iso-Footcandle Lines of Horizontal Illumination

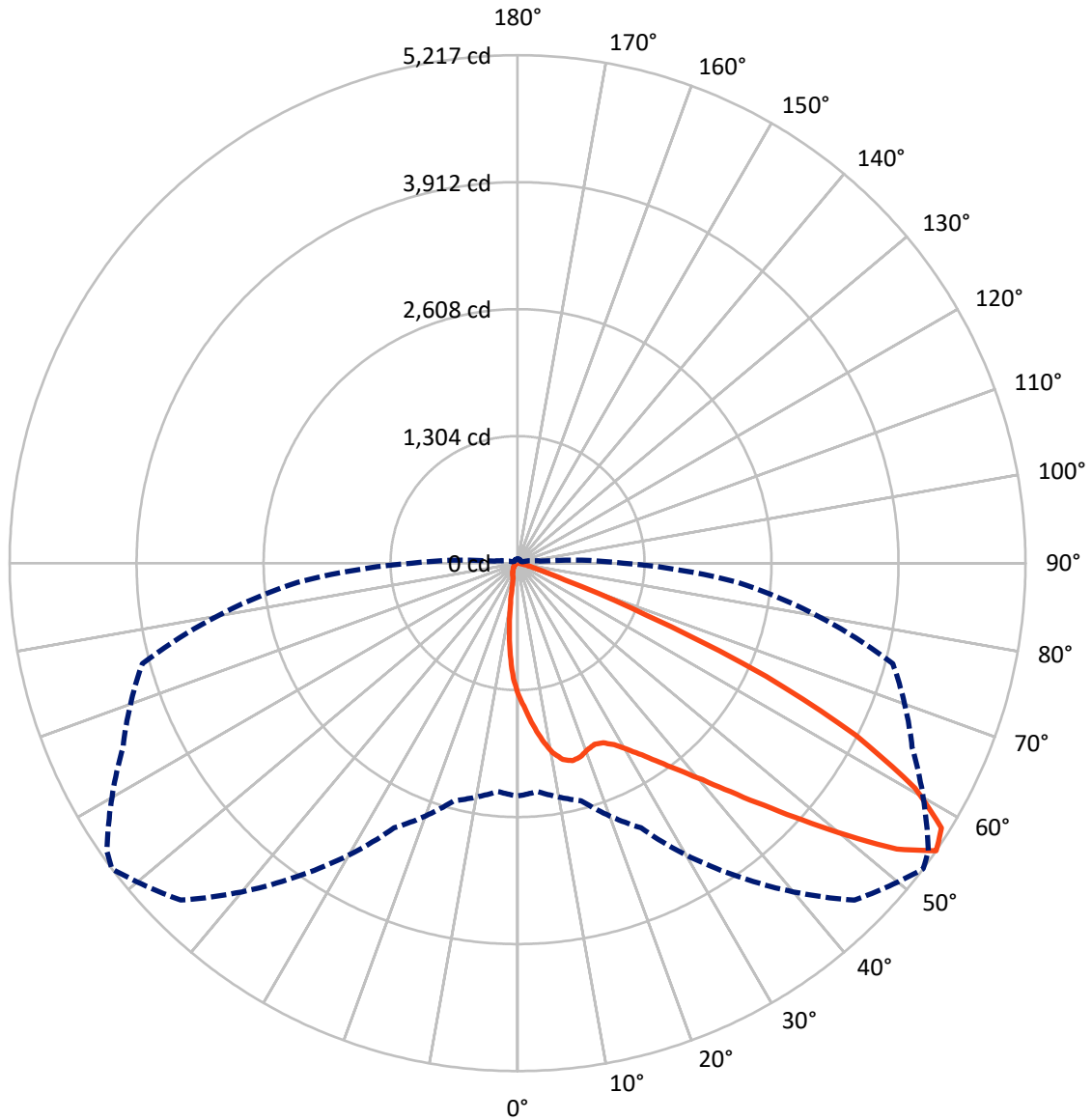
× Max cd  
 - - - 1/2 Max cd



Based on 15 foot mounting height. Maximum calculated value = 8.8 fc  
 Type II - Short - N/A

REPORT NUMBER: P674440  
CATALOG NUMBER: CCP-SA-1E-760-U-AFL-HSS

### Luminous Intensity Polar Plot



— Vertical Plane Through 53-Deg Lateral    - - - Horizontal Cone Through 55-Deg Vertical

REPORT NUMBER: P674440

CATALOG NUMBER: CCP-SA-1E-760-U-AFL-HSS

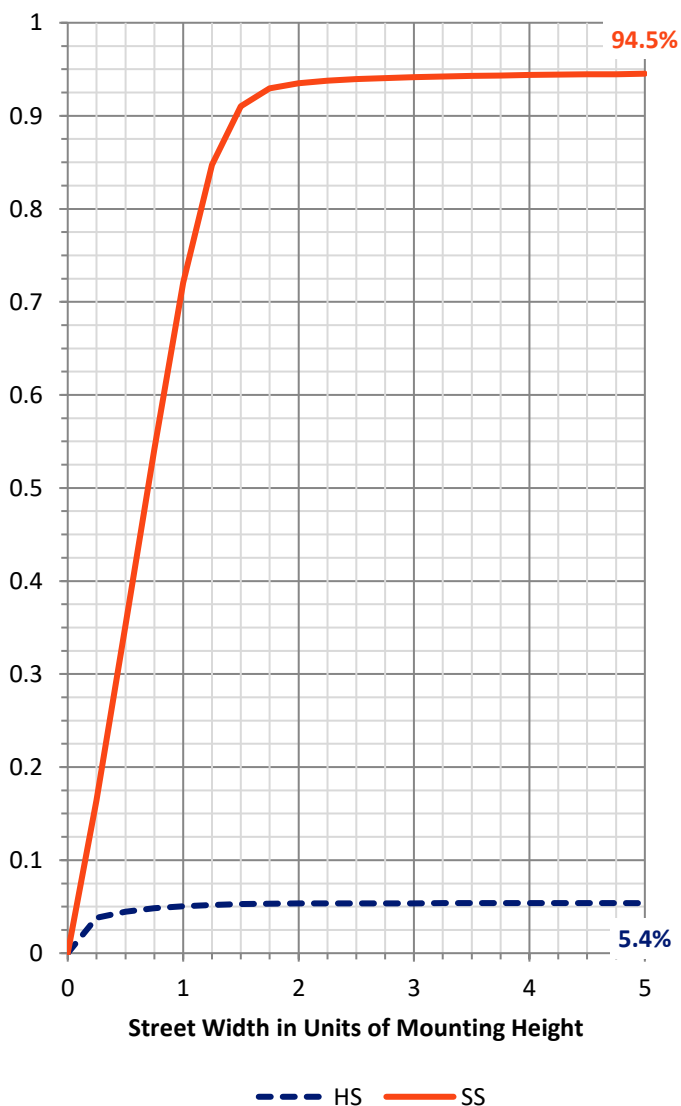
**FLUX DISTRIBUTION:**

		Downward	Upward	Total
<b>House Side</b>	Lumens	313.5	0.0	313.5
	% Fixture	5.4	0.0	5.4
<b>Street Side</b>	Lumens	5486.0	0.0	5486.0
	% Fixture	94.6	0.0	94.6
<b>Total</b>	Lumens	5799.5	0.0	5799.5
	% Fixture	100.0	0.0	100.0

**Coefficient of Utilization**

**ZONAL LUMENS:**

Zone	Lumens	% Fixture
0°-10°	121.3	2.1
10°-20°	317.1	5.5
20°-30°	530.7	9.2
30°-40°	868.2	15.0
40°-50°	1395.6	24.1
50°-60°	1575.7	27.2
60°-70°	840.5	14.5
70°-80°	138.1	2.4
80°-90°	12.4	0.2
90°-100°	0.0	0.0
100°-110°	0.0	0.0
110°-120°	0.0	0.0
120°-130°	0.0	0.0
130°-140°	0.0	0.0
140°-150°	0.0	0.0
150°-160°	0.0	0.0
160°-170°	0.0	0.0
170°-180°	0.0	0.0
0°-90°	5799.5	100.0
0°-180°	5799.5	100.0



REPORT NUMBER: P674440

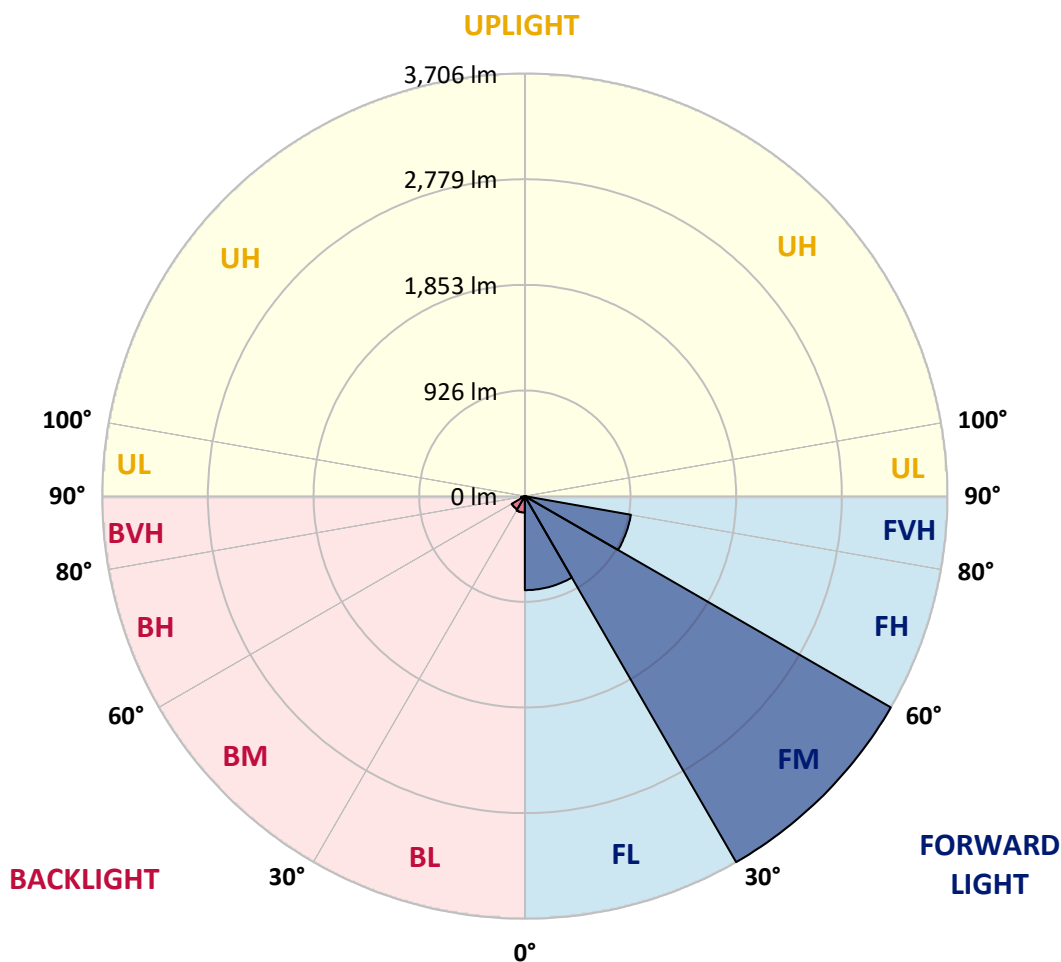
CATALOG NUMBER: CCP-SA-1E-760-U-AFL-HSS

**LUMINAIRE CLASSIFICATION SYSTEM LUMEN TABLE AND BUG RATING:**

Zone	Lumens	% Fixture	Zone Rating/Lumen Limit		
			B	U	G
FL (0°-30°)	824.4	14.2			
FM (30°-60°)	3705.9	63.9			
FH (60°-80°)	944.3	16.3			G1/1800
FVH (80°-90°)	11.4	0.2			G1/100
BL (0°-30°)	144.7	2.5	B1/500		
BM (30°-60°)	133.5	2.3	B0/220		
BH (60°-80°)	34.3	0.6	B0/110		G0/110
BVH (80°-90°)	1.0	0.0			G0/10
UL (90°-100°)	0.0	0.0		U0/0	
UH (100°-180°)	0.0	0.0		U0/0	

**BUG Rating: B1-U0-G1**

Type II Short





REPORT NUMBER: P674440  
 CATALOG NUMBER: CCP-SA-1E-760-U-AFL-HSS

**CANDELA DISTRIBUTION (FULL):**

	0°	5°	15°	25°	35°	45°	53°	55°	65°	75°	85°
0°	1357.2	1357.2	1357.2	1357.2	1357.2	1357.2	1357.2	1357.2	1357.2	1357.2	1357.2
2.5°	1627.5	1617.9	1623.5	1608.7	1581.8	1548.3	1498.0	1500.5	1460.9	1426.3	1378.6
5°	1896.3	1886.2	1883.1	1845.5	1807.9	1747.5	1672.8	1660.6	1587.9	1500.0	1399.9
7.5°	2038.1	2029.5	2036.1	2022.4	1985.3	1930.4	1835.9	1826.7	1714.4	1581.3	1433.9
10°	1973.1	1970.0	1998.0	2030.5	2060.5	2053.9	1978.2	1963.9	1837.9	1670.7	1469.0
12.5°	1798.3	1807.9	1843.5	1903.5	1995.9	2082.8	2070.6	2073.2	1963.9	1767.8	1507.6
15°	1695.6	1707.3	1727.6	1758.6	1872.5	2026.9	2105.7	2131.1	2084.9	1876.0	1553.4
17.5°	1687.0	1696.6	1699.7	1711.4	1777.9	1937.0	2091.5	2139.7	2192.6	1978.2	1604.7
20°	1753.6	1757.6	1755.1	1746.4	1770.3	1888.2	2046.8	2115.9	2281.5	2086.9	1649.9
22.5°	1879.1	1873.0	1865.3	1833.3	1831.8	1901.9	2022.4	2094.5	2334.4	2176.8	1679.9
25°	2034.6	2021.9	2011.2	1966.0	1944.6	1973.6	2044.2	2102.1	2382.1	2264.2	1701.2
27.5°	2204.3	2208.3	2181.9	2120.9	2087.4	2081.3	2111.8	2155.0	2428.4	2342.5	1712.9
30°	2385.7	2387.7	2353.2	2290.1	2259.7	2220.5	2218.5	2244.4	2478.2	2432.4	1724.1
32.5°	2592.5	2598.1	2541.7	2476.1	2422.8	2372.0	2347.1	2368.9	2567.6	2549.8	1747.0
35°	2891.3	2866.9	2790.7	2691.6	2615.9	2549.3	2511.2	2525.4	2686.5	2690.6	1792.7
37.5°	3199.2	3196.7	3112.3	2969.5	2845.5	2762.7	2697.7	2721.0	2853.7	2879.1	1865.9
40°	3486.3	3492.9	3419.7	3295.2	3135.7	2993.4	2923.8	2939.5	3075.7	3107.7	1954.8
42.5°	3673.8	3670.2	3675.8	3640.2	3480.2	3312.5	3207.8	3216.5	3333.8	3350.6	2066.1
45°	3760.2	3746.4	3794.2	3907.0	3843.5	3667.2	3547.8	3537.1	3601.6	3597.1	2167.2
47.5°	3685.5	3660.1	3769.8	4041.7	4164.6	4111.3	3940.6	3921.2	3866.4	3829.8	2272.4
50°	3314.0	3302.9	3537.6	3977.6	4366.4	4521.9	4396.3	4324.7	4102.6	4001.5	2327.7
52.5°	2960.9	2929.9	3088.4	3650.9	4276.4	4852.1	4878.1	4750.5	4298.8	4050.8	2308.9
55°	2391.8	2353.7	2526.4	2999.5	3920.2	4894.3	5216.5	5149.9	4470.5	3989.8	2270.8
57.5°	1452.7	1415.1	1669.2	2148.4	3135.2	4543.7	5133.1	5200.7	4602.6	3922.8	2245.9
60°	610.8	586.9	686.5	1025.4	2002.0	3734.3	4691.1	4859.8	4627.5	3830.8	2256.1
62.5°	317.6	306.9	312.5	410.6	809.5	2458.8	3904.5	4198.2	4376.5	3790.1	2266.3
65°	238.3	230.2	212.4	225.6	314.5	1063.0	2805.9	3199.2	3832.3	3687.0	2197.7
67.5°	195.6	188.0	175.3	171.2	185.5	368.9	1432.4	1943.6	3003.1	3247.5	1951.7
70°	156.0	153.5	149.4	141.8	139.2	178.9	513.7	792.2	1985.8	2290.1	1414.6
72.5°	130.1	130.6	126.0	119.4	110.3	115.3	204.8	270.8	960.9	1098.1	592.5
75°	108.7	108.7	110.3	101.1	92.0	79.3	113.8	132.1	308.4	253.6	126.5
77.5°	85.4	86.4	93.0	85.4	73.7	49.8	62.0	70.6	91.5	73.2	46.2
80°	68.1	67.1	64.5	76.7	66.1	35.1	29.5	32.5	42.7	35.1	22.9
82.5°	47.8	47.3	45.2	51.8	51.3	25.9	19.3	19.8	25.9	22.4	14.2
85°	11.7	13.7	29.0	24.4	21.3	15.2	11.7	12.7	16.8	14.7	7.6
87.5°	5.1	5.1	13.2	15.8	10.2	6.6	5.1	5.6	8.6	8.6	4.6
90°	0.0	0.0	0.0	0.0	0.0	0.0	0.0	0.0	0.0	0.0	0.0



REPORT NUMBER: P674440  
 CATALOG NUMBER: CCP-SA-1E-760-U-AFL-HSS

**CANDELA DISTRIBUTION (continued):**

	90°	95°	105°	115°	125°	135°	145°	155°	165°	175°	180°
0°	1357.2	1357.2	1357.2	1357.2	1357.2	1357.2	1357.2	1357.2	1357.2	1357.2	1357.2
2.5°	1361.8	1328.8	1287.1	1242.9	1197.7	1143.3	1108.7	1080.3	1057.9	1040.7	1034.6
5°	1366.9	1303.4	1208.8	1091.5	972.1	860.3	773.9	709.9	657.0	628.0	615.3
7.5°	1366.4	1282.0	1111.3	914.6	720.5	559.5	445.1	374.5	327.2	307.9	296.2
10°	1365.9	1254.1	1000.0	718.5	481.7	324.2	238.8	199.2	181.9	175.3	174.3
12.5°	1380.6	1222.1	875.5	529.0	302.3	201.7	166.2	157.0	152.9	150.9	150.4
15°	1388.7	1192.6	744.4	373.5	203.8	159.6	148.4	144.3	142.8	141.8	141.3
17.5°	1397.4	1146.9	619.9	270.3	163.1	144.8	138.2	135.7	134.7	134.7	134.7
20°	1398.9	1097.6	496.4	199.2	144.8	135.2	128.6	126.0	124.5	123.5	123.5
22.5°	1387.7	1039.1	390.2	161.6	134.1	126.0	118.9	114.8	112.3	111.8	111.8
25°	1359.8	956.3	299.3	141.8	125.5	116.9	108.2	103.7	101.6	101.6	101.6
27.5°	1319.6	858.7	231.2	126.0	114.3	105.7	98.1	94.0	93.5	93.0	93.5
30°	1273.9	764.7	176.8	111.8	101.1	94.0	87.9	85.9	86.9	86.9	87.4
32.5°	1228.2	670.7	138.2	100.6	89.4	83.3	80.3	80.3	81.8	81.8	81.8
35°	1189.0	578.8	115.9	91.5	81.3	76.2	74.7	76.2	77.2	77.7	77.7
37.5°	1167.2	499.5	102.1	83.3	74.7	70.6	70.1	71.6	73.7	75.2	75.7
40°	1159.0	438.5	94.0	77.2	68.6	66.1	65.5	67.6	71.1	73.7	74.2
42.5°	1159.6	384.7	86.9	71.1	64.5	61.0	61.0	64.0	67.6	70.1	70.1
45°	1163.1	338.4	79.8	65.0	61.0	54.9	55.4	59.5	62.0	64.5	64.5
47.5°	1166.2	301.3	72.2	58.4	52.8	49.8	50.8	53.9	57.4	61.5	61.5
50°	1148.4	274.9	64.5	51.3	46.2	45.2	47.3	49.8	54.9	58.9	59.5
52.5°	1105.7	251.0	57.9	45.7	41.7	42.2	44.7	46.2	50.3	50.8	51.3
55°	1086.9	238.8	52.8	41.7	38.1	39.6	41.2	41.7	40.7	38.1	38.1
57.5°	1082.8	230.7	47.8	37.6	35.1	37.1	36.6	33.5	30.5	27.4	26.9
60°	1086.9	219.5	43.7	32.5	32.0	32.5	31.0	25.4	21.3	19.3	18.3
62.5°	1063.5	203.3	40.1	27.9	27.9	27.4	23.4	17.3	13.7	12.2	11.7
65°	986.3	171.2	36.6	23.4	22.9	21.8	15.8	11.7	9.1	7.6	7.1
67.5°	834.4	132.6	33.0	19.3	18.3	15.2	10.2	7.6	5.1	4.6	4.1
70°	569.1	82.3	27.9	15.2	13.7	9.7	6.1	4.6	3.0	2.5	2.0
72.5°	206.3	47.8	23.4	11.7	9.1	6.1	3.6	2.0	1.5	1.5	1.0
75°	48.8	33.5	17.8	8.6	6.1	3.6	2.0	1.5	1.0	1.0	0.5
77.5°	22.4	25.9	11.7	5.1	4.1	2.5	1.5	1.0	0.5	0.5	0.0
80°	12.7	18.3	5.6	3.6	3.0	2.0	1.0	0.5	0.5	0.0	0.0
82.5°	6.6	10.2	4.1	3.0	2.5	1.5	1.0	0.0	0.0	0.0	0.0
85°	4.6	5.1	3.0	2.5	2.0	1.5	1.0	0.0	0.0	0.0	0.0
87.5°	3.6	3.6	3.0	2.5	2.0	1.5	0.5	0.0	0.0	0.0	0.0
90°	0.0	0.0	0.0	0.0	0.0	0.0	0.0	0.0	0.0	0.0	0.0

(END OF REPORT)